

ドラム・カホン 入門

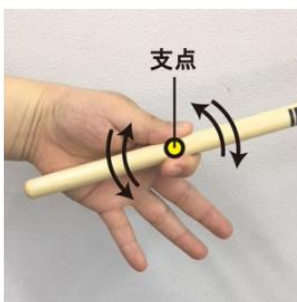
よく使う名称




カホンの基本姿勢

スティックの持ち方

アメリカン・グリップ/マッチド・グリップ



レギュラー (トラディショナル)・グリップ



手足の基本フォーム

キックペダルのフォーム

ヒールアップ

踵を浮かせて
母指球で踏む

ヒールダウン

踵までフットペダルに
つけて踏む



リズム練習

両手で

	1	2	3	4	5	6	7	8
右	●	●	●	●				
左					●	●	●	●

	1	2	3	4	5	6	7	8
右	●	●			●	●		
左			●	●			●	●

	1	2	3	4	5	6	7	8
右	●		●		●		●	
左		●		●		●		●

	1	2	3	4	5	6	7	8
右	●	●	●	●	●	●	●	●
左			●				●	

キック練習 (カホンは Bass 練習)

ドラム

	1	2	3	4	5	6	7	8
右	●	●	●	●	●	●	●	●
キック	●				●			

	1	2	3	4	5	6	7	8
右	●	●	●	●	●	●	●	●
左	●		●		●		●	

カホン

	1	2	3	4	5	6	7	8
右 High								
左		●		●		●		●
Bass	●		●		●		●	

	1	2	3	4	5	6	7	8
右 High			●				●	
左		●		●		●		●
Bass	●				●			

ドラム入門編のゴール

ドラム楽譜


8 ビート

<p>ハイハット・シンバル</p> <p>バス・ドラム</p> <p>スネア・ドラム</p>	
	<p>フィルイン</p>

カホン入門編のゴール


▶ パターン①

① . ② . ③ . ④ . ① . ② . ③ . ④ .
R L R L R L R L R L R L R L



Musical notation for Pattern 1: A four-measure sequence on a single staff. The first two measures are marked with a repeat sign. The notes are quarter notes: G4, A4, B4, C5 in the first measure, and G4, A4, B4, C5 in the second. The third and fourth measures are marked with an 'x' above the first note, indicating a cymbal strike. The notes are quarter notes: G4, A4, B4, C5 in the third measure, and G4, A4, B4, C5 in the fourth. The staff ends with a double bar line and repeat dots.

▶ パターン②



Musical notation for Pattern 2: A four-measure sequence on a single staff. The first two measures are marked with a repeat sign. The notes are quarter notes: G4, A4, B4, C5 in the first measure, and G4, A4, B4, C5 in the second. The third and fourth measures are marked with an 'x' above the first note, indicating a cymbal strike. The notes are quarter notes: G4, A4, B4, C5 in the third measure, and G4, A4, B4, C5 in the fourth. The staff ends with a double bar line and repeat dots.



Musical notation for a cymbal pattern: A single measure on a single staff. The first note is a quarter note G4, followed by a quarter rest. The second note is a quarter note A4, followed by a quarter rest. The third note is a quarter note B4, followed by a quarter rest. The fourth note is a quarter note C5, followed by a quarter rest. The staff ends with a double bar line.

Memo